

2024 annual report to the Community

# Tailem Bend Primary School

Tailem Bend Primary School number: 424

Partnership: Murraylands



School principal:

Travis Schenke

Signature

Date of endorsement:

17/02/2025



Government  
of South Australia  
Department for Education

# Context Statement

Tailem Bend Primary School caters for students from R-6. At the time of this report, the enrolment in 2024 is 148. Tailem Bend Primary School is classified as Category 2 on the Department for Education Index of Educational Disadvantage. At the time of this report, the school population includes 18% Aboriginal students, 4% students with disabilities, 1% children/young people in care. Further information about the school is available on the school's website (including its context statement), as well as the My School website.

Data Source: Department for Education data holdings from Mid census captured in AUGUST 2024.

## Governing Council Report

Dear Members of the Tailem Bend Primary School Community,

As the Chairperson of the Governing Council, it is my pleasure to present this report for the 2024 school year. This year has been a remarkable journey of growth, learning, and community engagement, and I am proud to reflect on the achievements and progress we have made together.

Firstly, I would like to extend my heartfelt gratitude to our dedicated staff. Your unwavering commitment to providing a nurturing and stimulating environment for our students is truly commendable. Your passion for education and your ability to inspire young minds is the cornerstone of our school's success.

To our wonderful students, thank you for your enthusiasm, curiosity, and resilience. Your achievements, both big and small, are a testament to your hard work and determination. You continue to make us proud, and we are excited to see what the future holds for each of you.

I would also like to express my appreciation to my fellow Governing Council members. Your support, insights, and dedication have been invaluable in guiding our school towards its goals. Your collaborative spirit and commitment to our community have made a significant impact.

This year, we have accomplished many goals. These successes are a result of the collective efforts of our entire school community, and I am grateful for the role each of you has played.

As we look forward to the coming year, I am confident that we will continue to build on our successes and face new challenges with the same determination and spirit. Together, we will strive to provide the best possible educational experience for our students.

Thank you once again for a fantastic year. I am honoured to serve as your Chairperson and look forward to another successful year ahead.

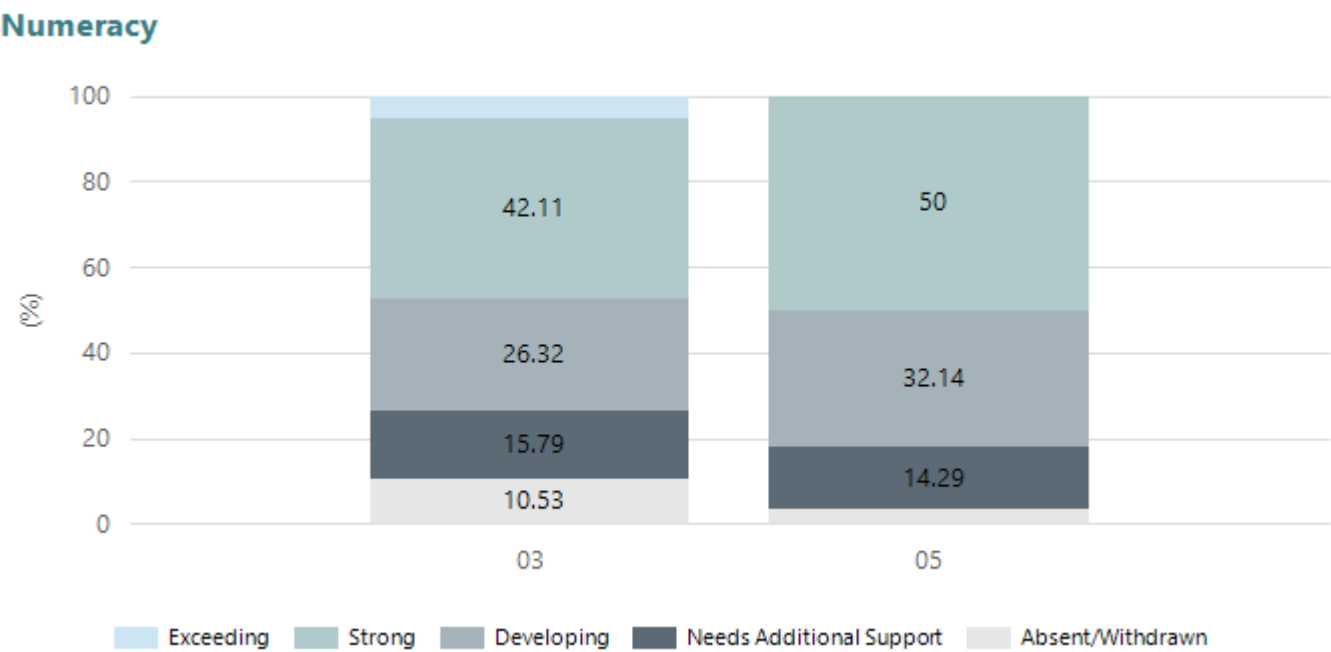
Warm regards,

Shantelle Brumfield  
Governing Council Chairperson  
Tailem Bend Primary School

# Performance Summary

## NAPLAN Proficiency

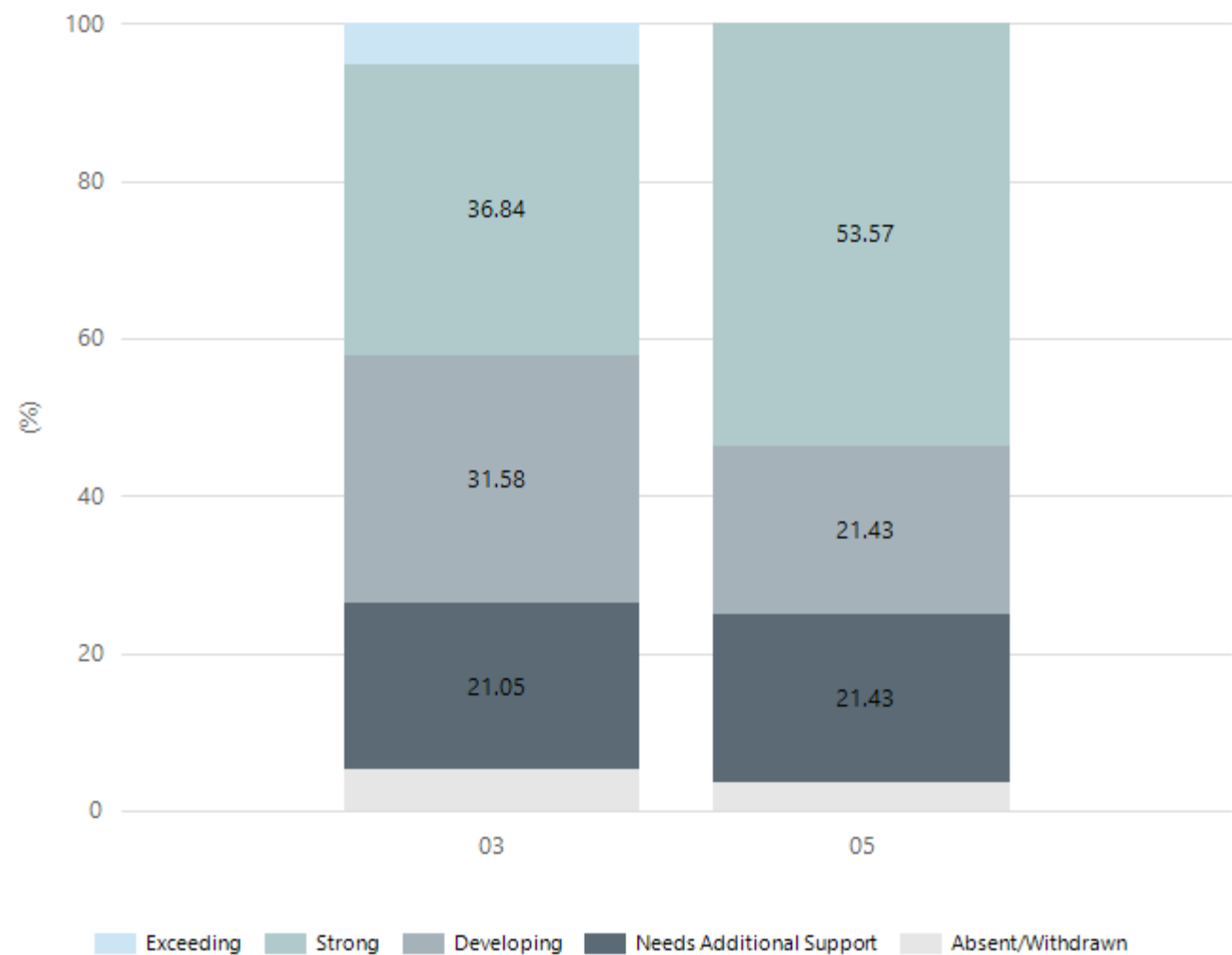
In 2023 the Australian Curriculum, Assessment and Reporting Authority (ACARA) - a Commonwealth Independent statutory authority - announced changes to NAPLAN performance reporting. The new approach replaces the previous numerical NAPLAN bands and the national minimum standard.



Year Level	03	05
Exceeding	1	
Strong	8	14
Developing	5	9
Needs Additional Support	3	4
Absent/Withdrawn	2	1
Total	19	28

Data Source: Department for Education Assessment Data Holdings, 2024. If there are less than 6 students who sat NAPLAN in a school, no information will be shown. If a year level has less than 6 students, that year level will not be shown in NAPLAN results.

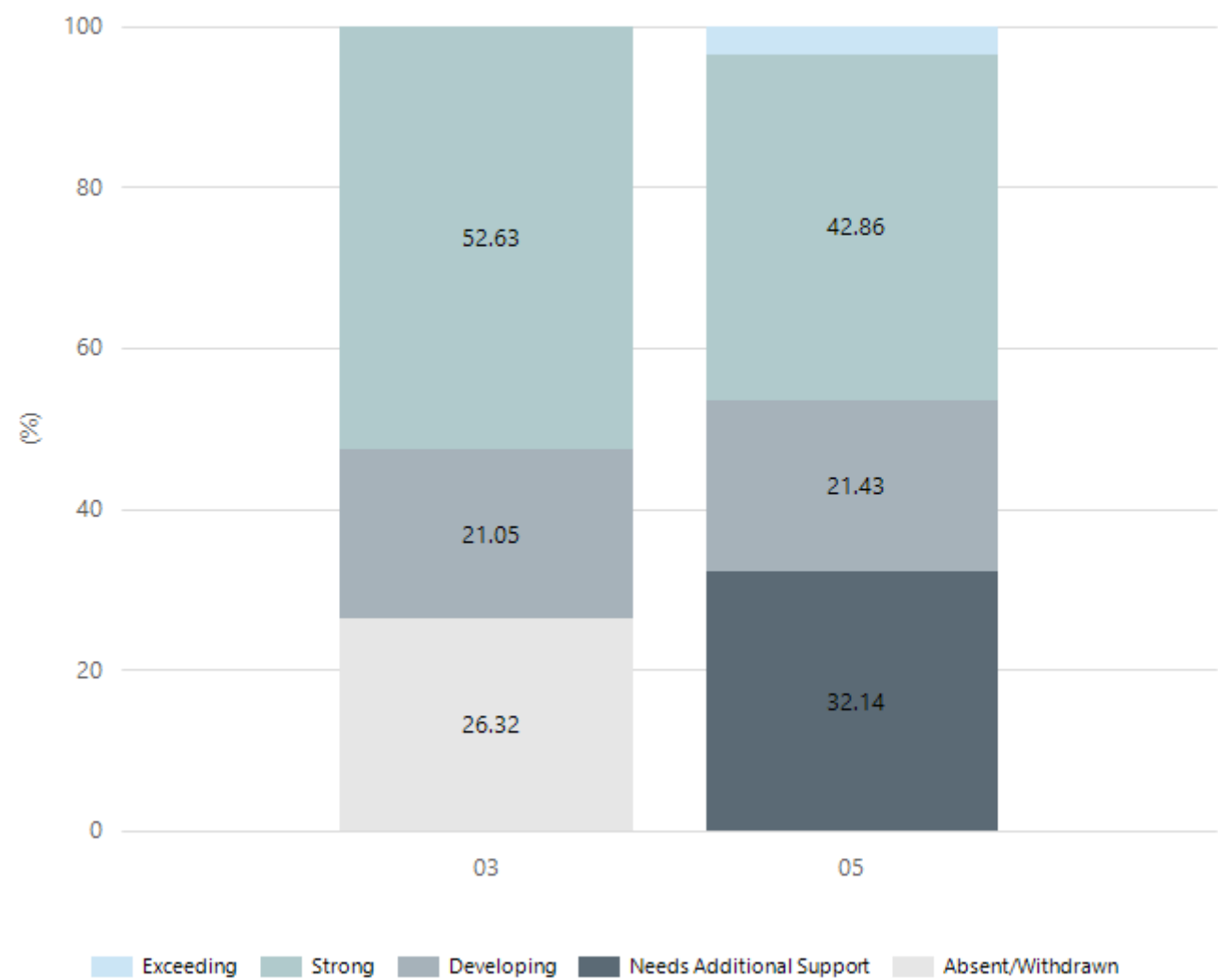
# Reading



Year Level	03	05
Exceeding	1	
Strong	7	15
Developing	6	6
Needs Additional Support	4	6
Absent/Withdrawn	1	1
Total	19	28

Data Source: Department for Education Assessment Data Holdings, 2024. If there are less than 6 students who sat NAPLAN in a school, no information will be shown. If a year level has less than 6 students, that year level will not be shown in NAPLAN results.

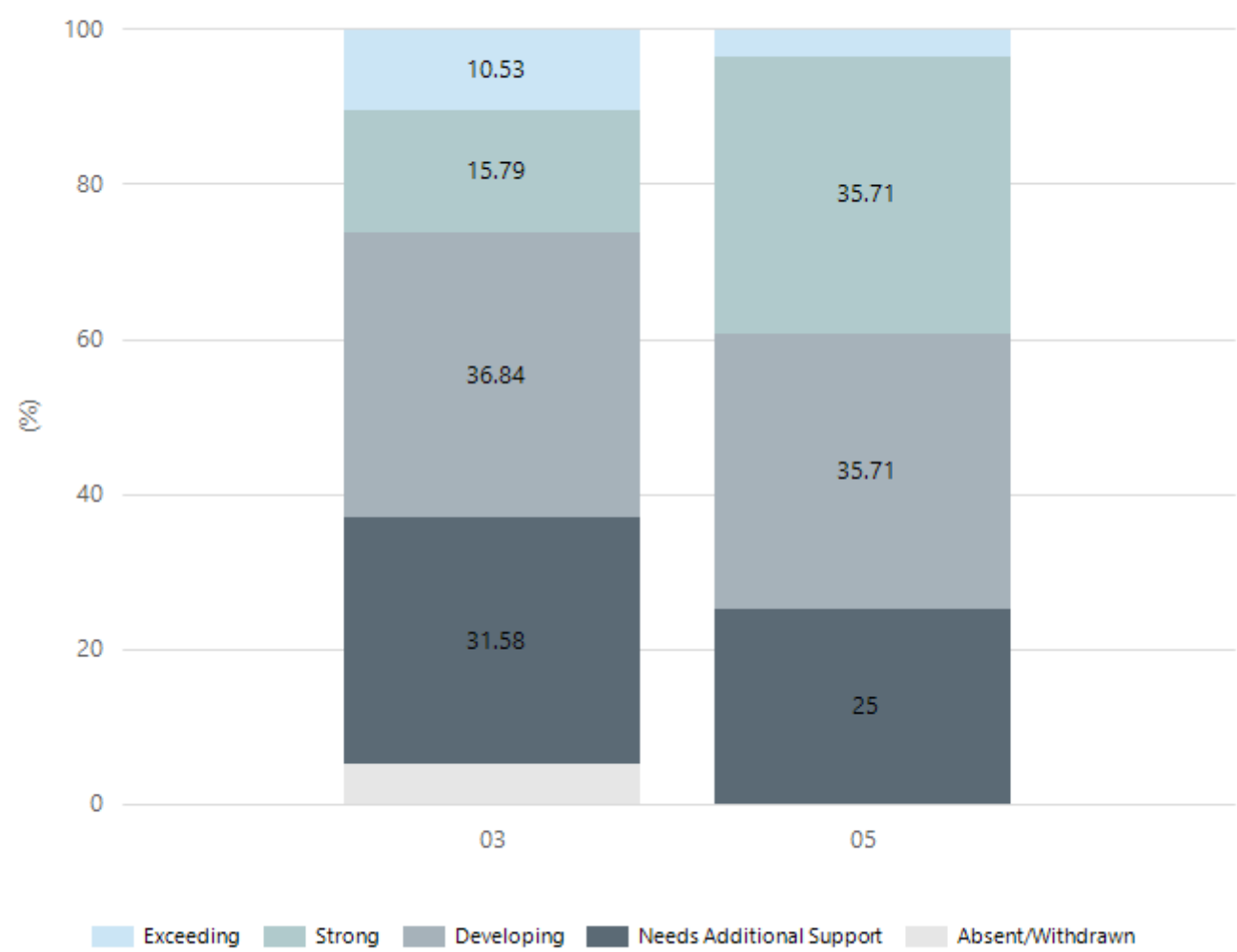
Writing



Year Level	03	05
Exceeding		1
Strong	10	12
Developing	4	6
Needs Additional Support		9
Absent/Withdrawn	5	
Total	19	28

Data Source: Department for Education Assessment Data Holdings, 2024. If there are less than 6 students who sat NAPLAN in a school, no information will be shown. If a year level has less than 6 students, that year level will not be shown in NAPLAN results.

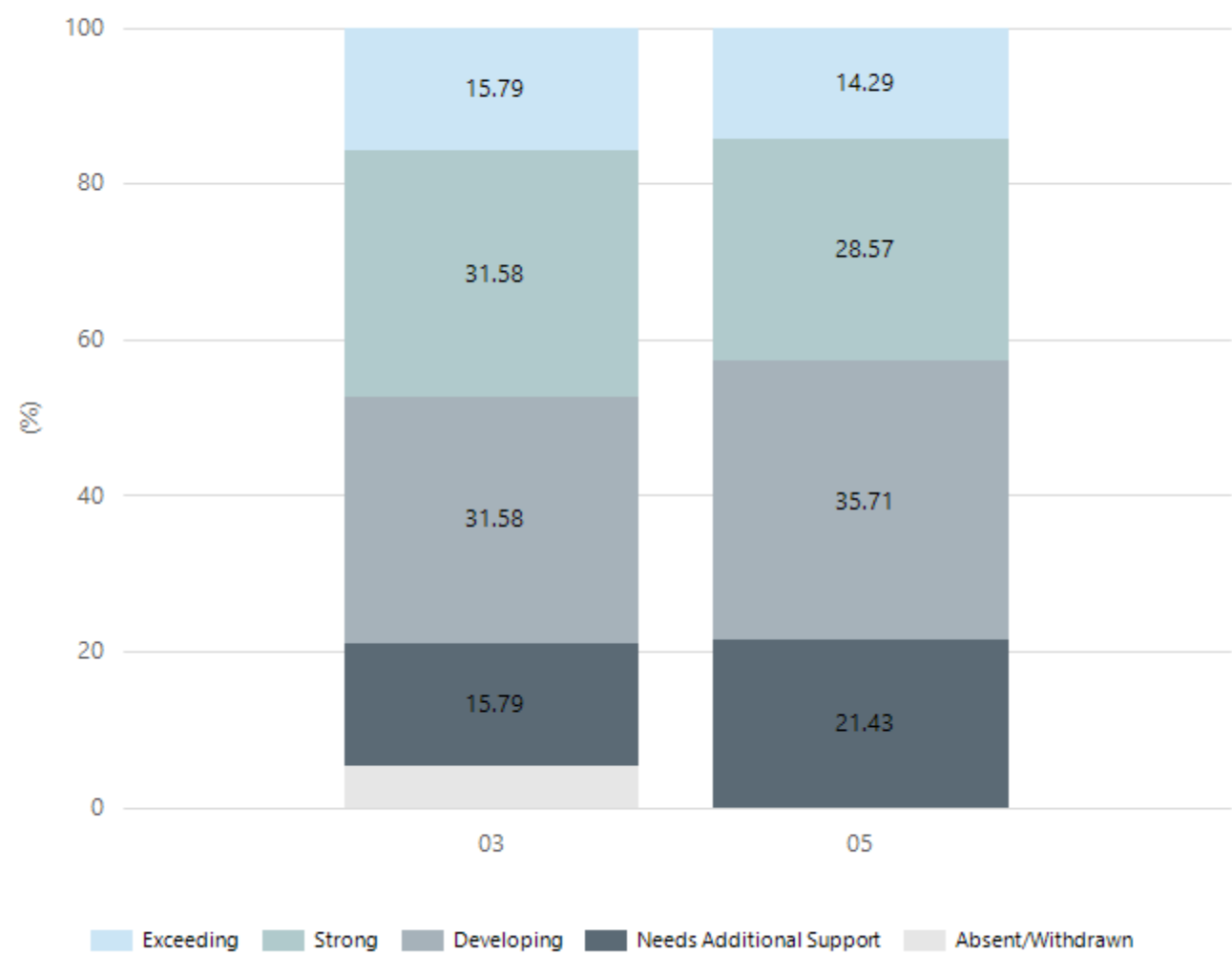
Grammar



Year Level	03	05
Exceeding	2	1
Strong	3	10
Developing	7	10
Needs Additional Support	6	7
Absent/Withdrawn	1	
Total	19	28

Data Source: Department for Education Assessment Data Holdings, 2024. If there are less than 6 students who sat NAPLAN in a school, no information will be shown. If a year level has less than 6 students, that year level will not be shown in NAPLAN results.

Spelling

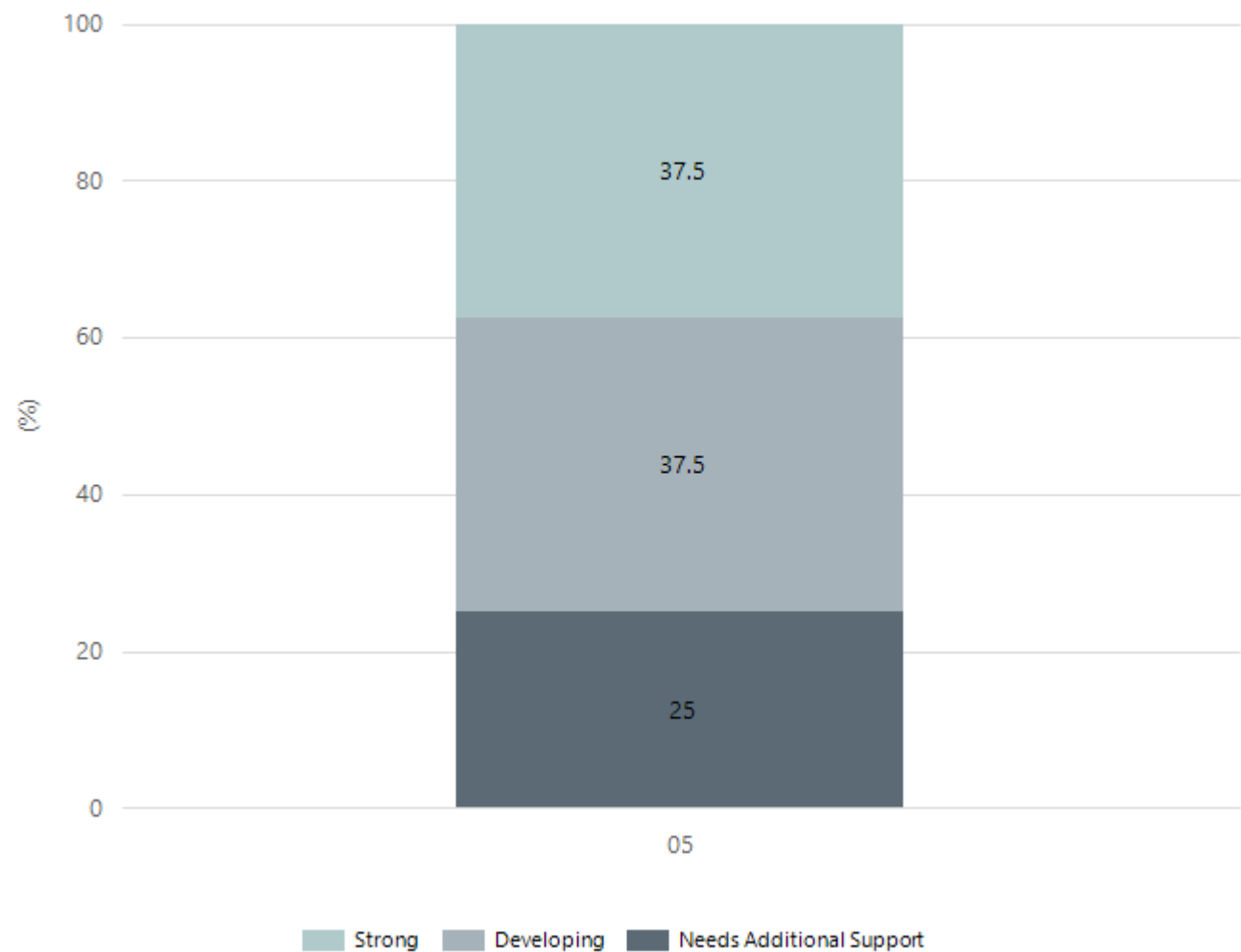


Year Level	03	05
Exceeding	3	4
Strong	6	8
Developing	6	10
Needs Additional Support	3	6
Absent/Withdrawn	1	
Total	19	28

Data Source: Department for Education Assessment Data Holdings, 2024. If there are less than 6 students who sat NAPLAN in a school, no information will be shown. If a year level has less than 6 students, that year level will not be shown in NAPLAN results.

# NAPLAN Proficiency - Aboriginal Learners

## Numeracy

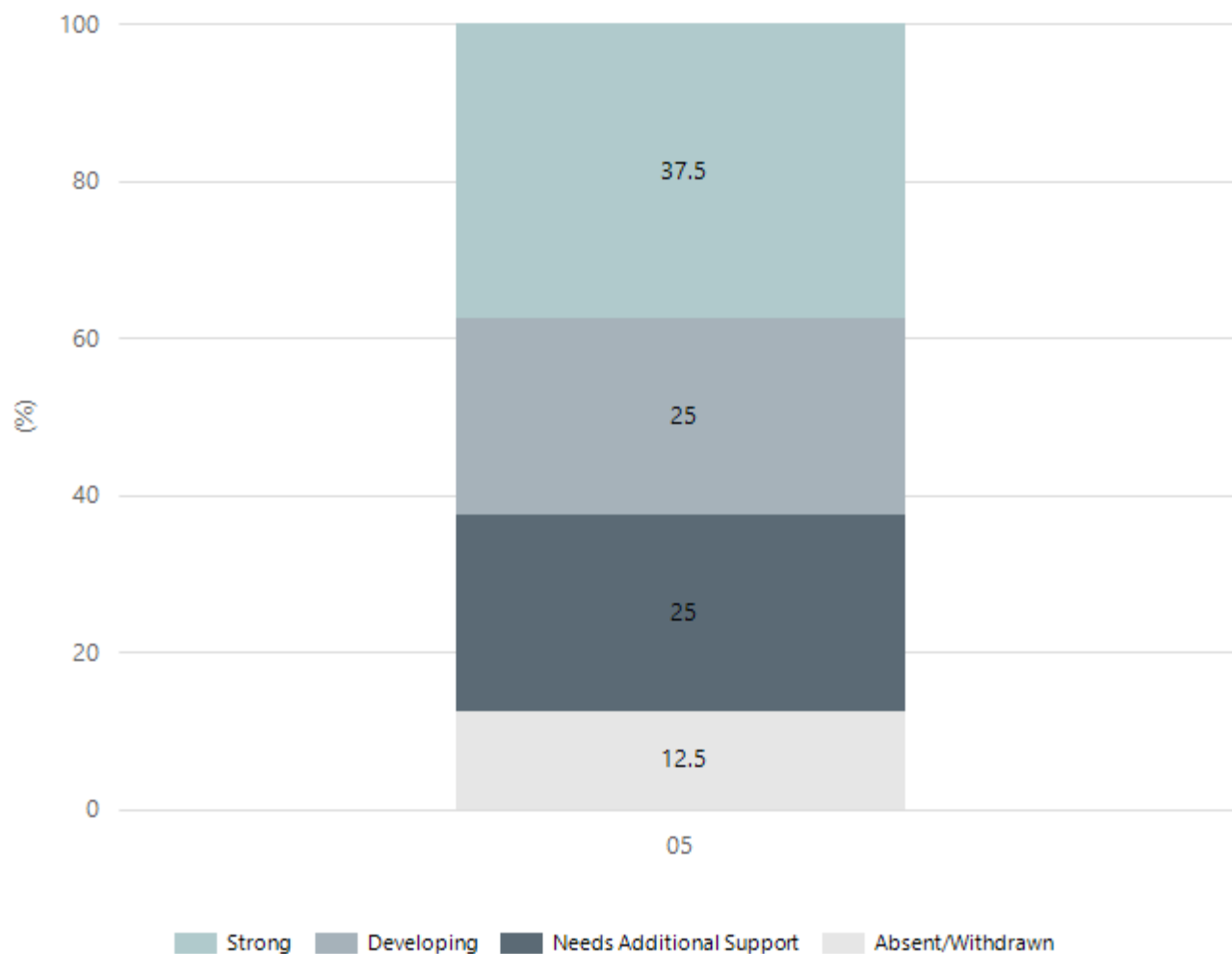


Year Level	05
Strong	3
Developing	3
Needs Additional Support	2
Total	8

Data Source: Department for Education Assessment Data Holdings, 2024. If there are less than 6 students who sat NAPLAN in a school, no information will be shown. If a year level has less than 6 students, that year level will not be shown in NAPLAN results. Only data for Aboriginal learners is displayed.



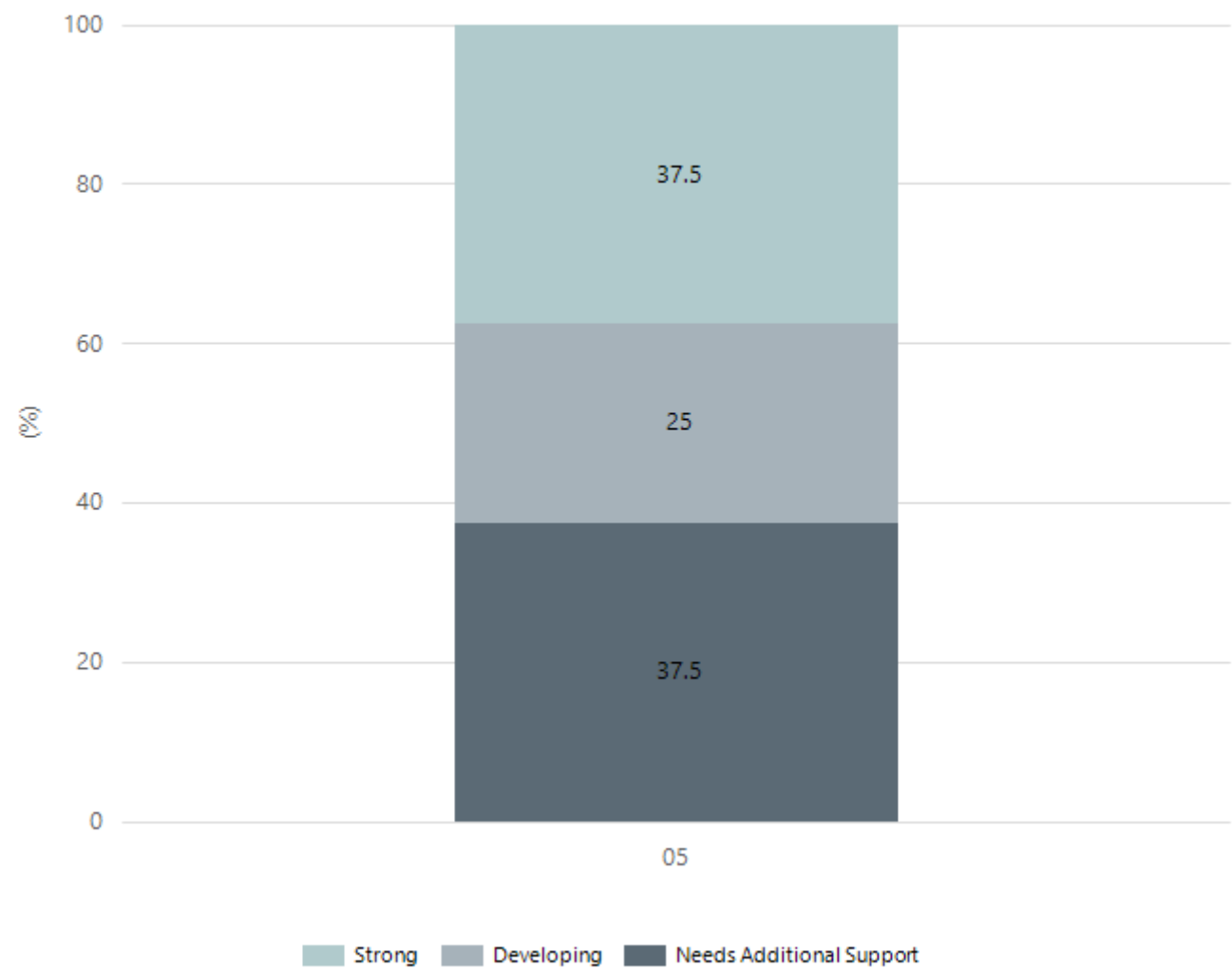
## Reading



Year Level	05
Strong	3
Developing	2
Needs Additional Support	2
Absent/Withdrawn	1
Total	8

Data Source: Department for Education Assessment Data Holdings, 2024. If there are less than 6 students who sat NAPLAN in a school, no information will be shown. If a year level has less than 6 students, that year level will not be shown in NAPLAN results. Only data for Aboriginal learners is displayed.

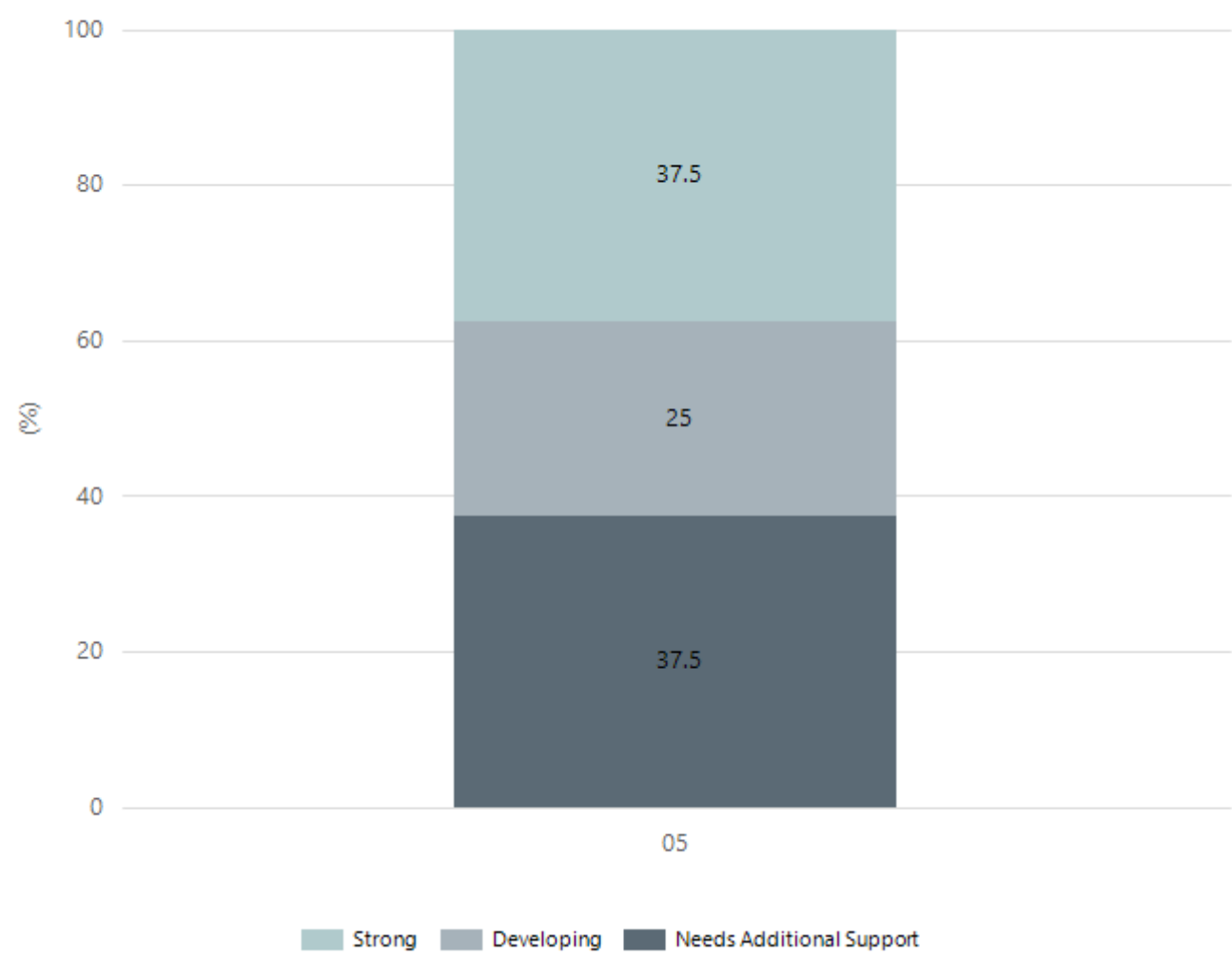
Writing



Year Level	05
Strong	3
Developing	2
Needs Additional Support	3
Total	8

Data Source: Department for Education Assessment Data Holdings, 2024. If there are less than 6 students who sat NAPLAN in a school, no information will be shown. If a year level has less than 6 students, that year level will not be shown in NAPLAN results. Only data for Aboriginal learners is displayed.

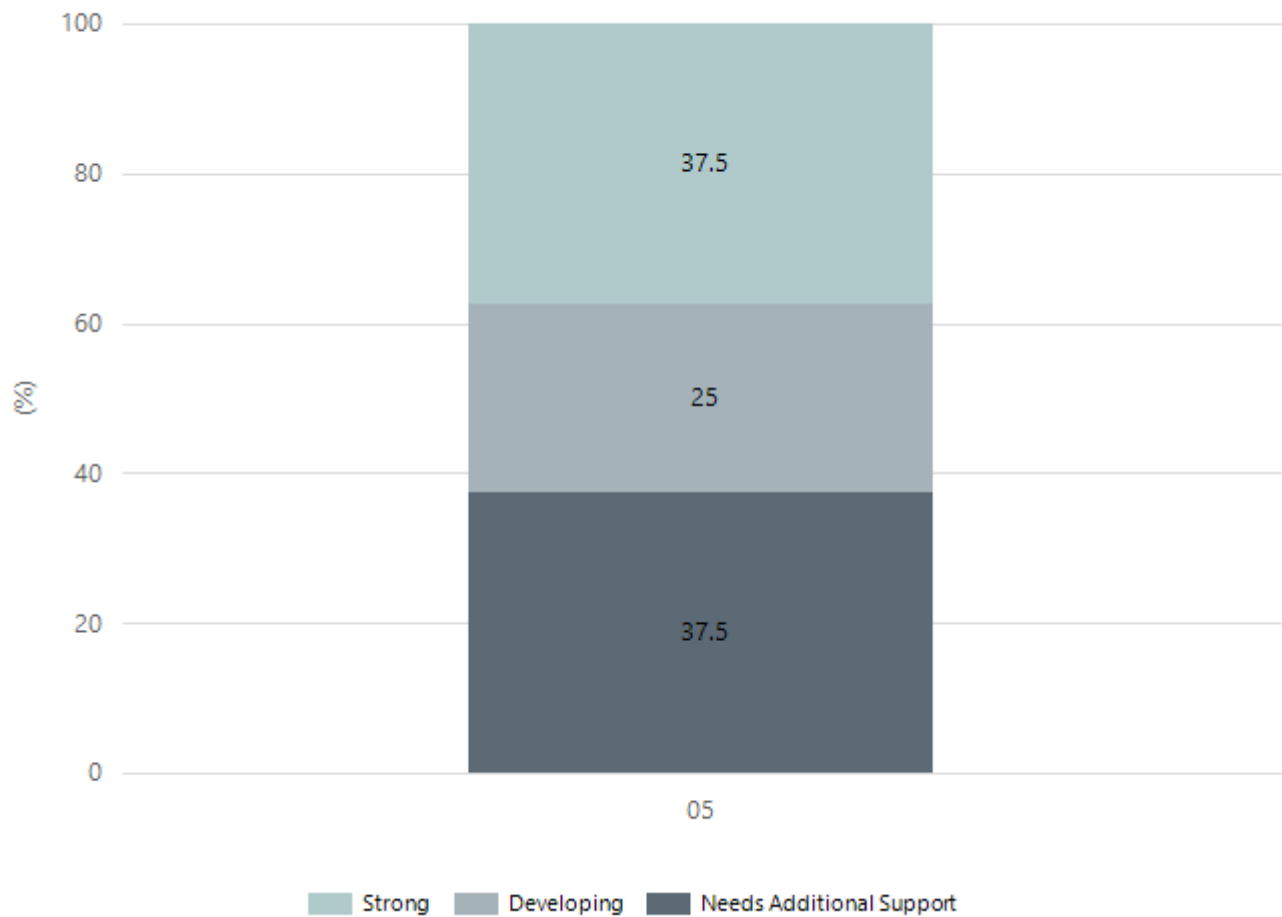
Grammar



Year Level	05
Strong	3
Developing	2
Needs Additional Support	3
Total	8

Data Source: Department for Education Assessment Data Holdings, 2024. If there are less than 6 students who sat NAPLAN in a school, no information will be shown. If a year level has less than 6 students, that year level will not be shown in NAPLAN results. Only data for Aboriginal learners is displayed.

Spelling



Year Level	05
Strong	3
Developing	2
Needs Additional Support	3
Total	8

Data Source: Department for Education Assessment Data Holdings, 2024. If there are less than 6 students who sat NAPLAN in a school, no information will be shown. If a year level has less than 6 students, that year level will not be shown in NAPLAN results. Only data for Aboriginal learners is displayed.

# School Attendance

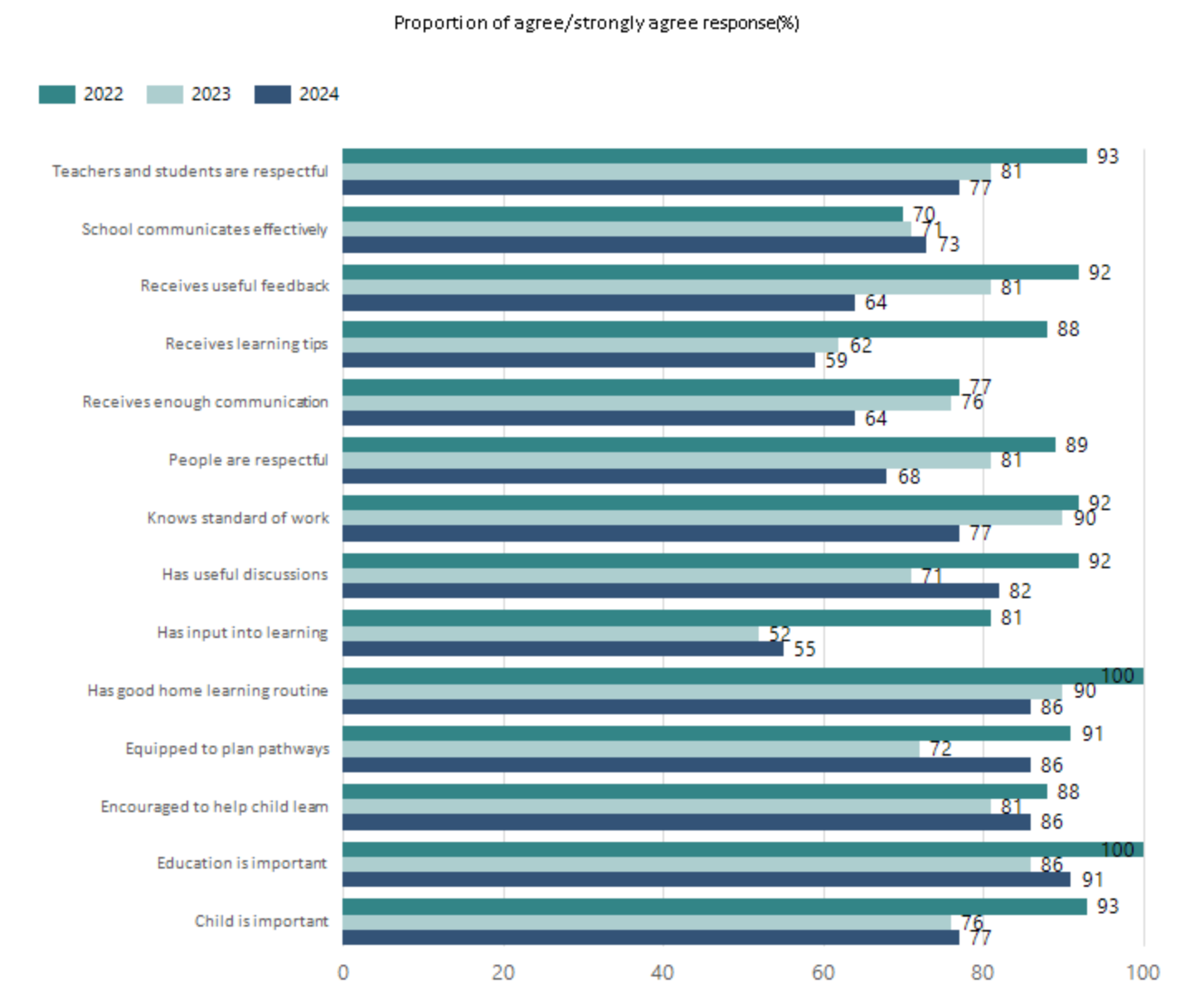
Year Level	2022	2023	2024
Reception	84.9%	86.2%	88.3%
Year 01	90.3%	80.4%	87.2%
Year 02	86.9%	85.1%	89.3%
Year 03	89.4%	84.4%	91.2%
Year 04	86.1%	86.8%	87.5%
Year 05	84.8%	89.2%	87.1%
Year 06	85.9%	88.7%	85.5%
Total	87.1%	85.7%	87.9%

Data Source: Department for Education Attendance Data, Semester 1 Report 2024. A blank cell indicates there we no students enrolled. 'Primary Other' includes students enrolled in specialised education options. 'Secondary Other' includes students who have already spent a year at Year 12 and elected to undertake further study at Year 12.

## Attendance Comment

In South Australia, all children and young people must be in school from 6 years to 16 years old. They must attend a government or non-government school full time. From age 16 to 17 however, young people must attend school or an approved learning program (such as an apprenticeship, traineeship, accredited course or university). Schools and parents must encourage and support students to come to school every day. Parents and caregivers must make sure their child is enrolled in a school, and attends school all day and everyday it is open, unless a child is sick or has an approved exemption. Teachers and leaders actively follow up when a student misses school, including recording all absences and non-attendance. All schools in South Australia have local attendance procedures governed under the Education and Children's Services Regulations 2020.

# School Parent Opinion Survey Results



Data Source: 2024 Department for Education Parent Opinions Survey, Term 3 2024.

# Intended Destination

Leave Reason	Number	%
NG - ATTENDING NON-GOV SCHOOL IN SA	3	50.0%
QL - LEFT SA FOR QLD	1	17.0%
TG - TRANSFERRED TO SA GOVERNMENT SCHOOL	1	17.0%
VI - LEFT SA FOR VIC	1	17.0%

Data Source: Department for Education Destination Data Report, 2024. Data extract term 3 2024. Data shows recorded destinations for students that left the school in the previous year. Data is uploaded by schools in term 3 and may not reflect final or total figures at time of report creation.

# Highest Qualifications held by the teaching workforce and workforce composition

All teachers at this school are qualified and registered with the SA Teachers Registration Board.

Qualification Level	Number of Qualifications
Bachelor's degrees or Diplomas	11
Postgraduate Qualifications	3

Data Source: Data extracted from Mandatory Workforce Information Collections as on the last pay date of June 2024. As self-reported by staff in the system.

Please note: Data includes staff who are Actively employed and on extended paid leave. Please note only the highest qualification of the Teaching staff is reported. Excludes any number of other certifications earned.

## Workforce composition including indigenous staff

	Teaching Staff		Non-Teaching Staff	
	Indigenous	Non-Indigenous	Indigenous	Non-Indigenous
Full-Time Equivalents	0.0	12.8	0.0	8.6
Persons	0.0	14.0	0.0	12.0

Data Source: Data extracted from Mandatory Workforce Information Collection as on the last pay date of June 2024.

Please note: Data includes staff who are actively employed and on extended paid leave. "Indigenous category" is self-reported by staff in the system.

# Financial Statement

Funding Source	Amount
Grants: State	\$73,382
Grants: Commonwealth	\$0
Parent Contributions	\$57,216
Fund Raising	\$12,990.33
Other	\$78,668.49

Data Source: School supplied data.